

ECTI DAMT & NCON 2022

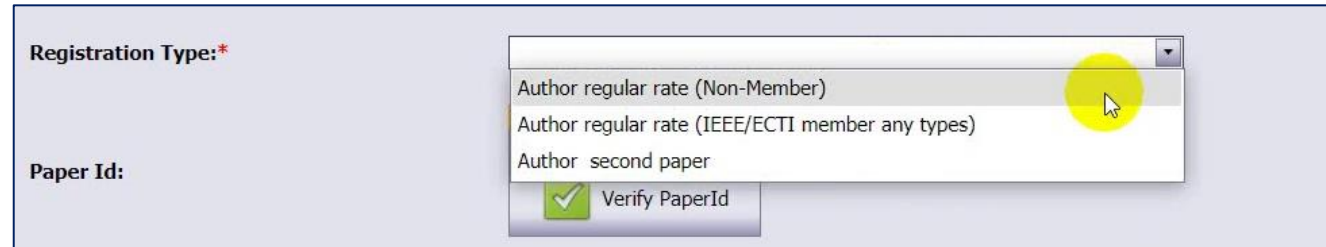
Registration Manual

Author User - Registration

1. Go to URL:

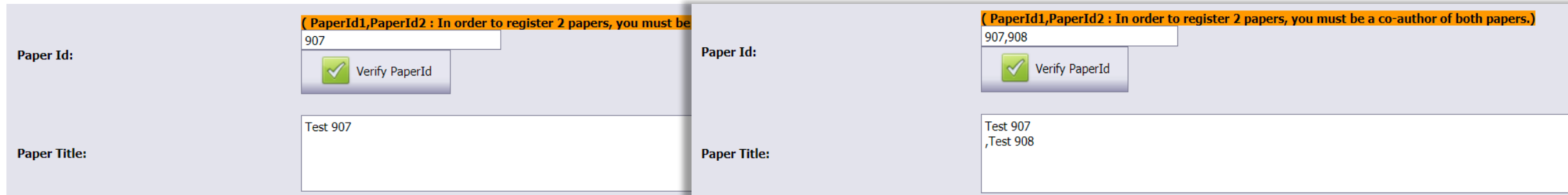
<https://registerecti.widesm.com/modules/reg/ECTIDAMTNCON2022.aspx>

2. Select Registration type (Author Regular Rate ..)



Registration Type:*
Paper Id:
Verify PaperId

3. Input PaperId and click “Verify PaperId” (can use maximum of 2 papers per one registration)



Paper Id: 907
Paper Title: Test 907
Verify PaperId

Paper Id: 907,908
Paper Title: Test 907, Test 908
Verify PaperId

4. Check Paper Title, Author name and Email

5. Click “Click Next to Payment” to next step

Author User – Calculate

1. Check registration information

Process Payment

Paper Information

Conference Title: ECTI DAMT & NCON 2022

Author Type: Author regular rate (Non-Member)

Paper Id/Participant Email: 901

Paper Title: Test Paper for Payment 01

Author/Participant Name: Veerasak Noonpan

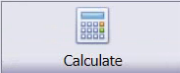
Email: veerasak.n@hotmail.com

2. Provide membership information (IEEE/ECTI member) and Click “Calculate”

Membership Type: None Member

Membership Code:(required for Membership)

Total Payment: (THB) **6000.00**

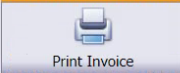
 Calculate

Payment Method
Hint: **Select payment method, print invoice for wired transfer and credit card for online payment**


Receipt Address: address

Payment Method: Credit Card(Online Payment)

Hint: **Make sure that your browser allow popup before print**
Hint: Print invoice for wired transfer or credit card

 Print Invoice

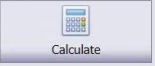
Hint: Proceed for credit card online payment

 Credit Card

Author User – Print Invoice

1. Default Payment Method: Credit Card(Online Payment)

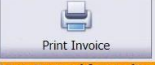
Total Payment: (THB) **6000.00**


 Calculate

Payment Method
Hint: **Select payment method, print invoice for wired transfer and credit card for online payment**

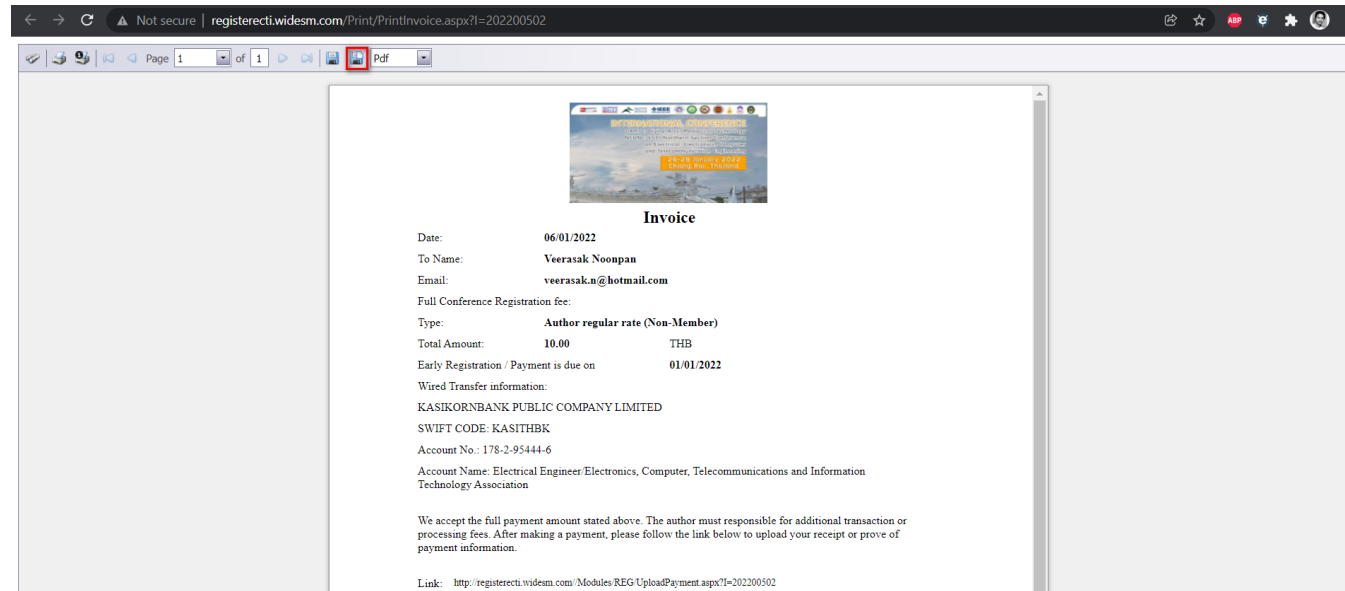
Receipt Address:

Payment Method:
Hint: **Make sure that your browser allow popup before print**
Hint: Print invoice for wired transfer or credit card

 Print Invoice
Hint: Proceed for credit card online payment

 Credit Card

2. Click “Print Invoice” and save as pdf



Author User – Payment by credit card

1. Click “Credit Card” for Online payment

Total Payment: (THB) **6000.00**

Calculate

Payment Method
Hint: **Select payment method, print invoice for wired transfer and credit card for online payment**

Receipt Address:
address

Payment Method:
Hint: **Make sure that your browser allow popup before print**
Hint: Print invoice for wired transfer or credit card

Print Invoice
Hint: Proceed for credit card online payment

Credit Card

2. Process payment and click “go back to merchant website”

K PAYMENT GATEWAY

VISA K DEBIT CARD K SHOPPING VISA MasterCard SecureCode

Your payment is now being processed on K:Payment Gateway, an online payment system by KASIKORNBANK
K:Payment Gateway is the highly secure payment processor for your seller, **WWW.ECTI.OR.TH**, please verify the purchase information and enter your Credit/Debit card details below.

1 Payment Detail 2 Payment Confirmation 3 Payment Result

Pay To : WWW.ECTI.OR.TH
Invoice No : 000020000010
Payment For : Conference Fees ECTI DAMT and NCON 2020, Type: [Participants/Co-Author / Paper/Email/veeratak.n@hotmail.com], Name: [veeratak noonpan] 6,500.00 THB
Amount :

Card Type : Please Select One
Credit/Debit Card Number :
Security Code (CVV2) : Last 3 digits on the back of the card
Expiry Date (mm/yyyy) : MM / YYYY
Card Holder Name :
Country of Issuing Bank : THAILAND
Issuing Bank : Please Select One
Not in List (Please Specify) :

PAY NOW CANCEL

Your payment is successful.

Date : 18/2/2020
Pay To : WWW.ECTI.OR.TH
Invoice No : 000020000002
Description : Conference Fees: ECTI DAMT and NCON 2020, PaperId/Email: 00001
Card Number : 494312XXXXXX2412
Amount : 30.00 THB
Result : Approved

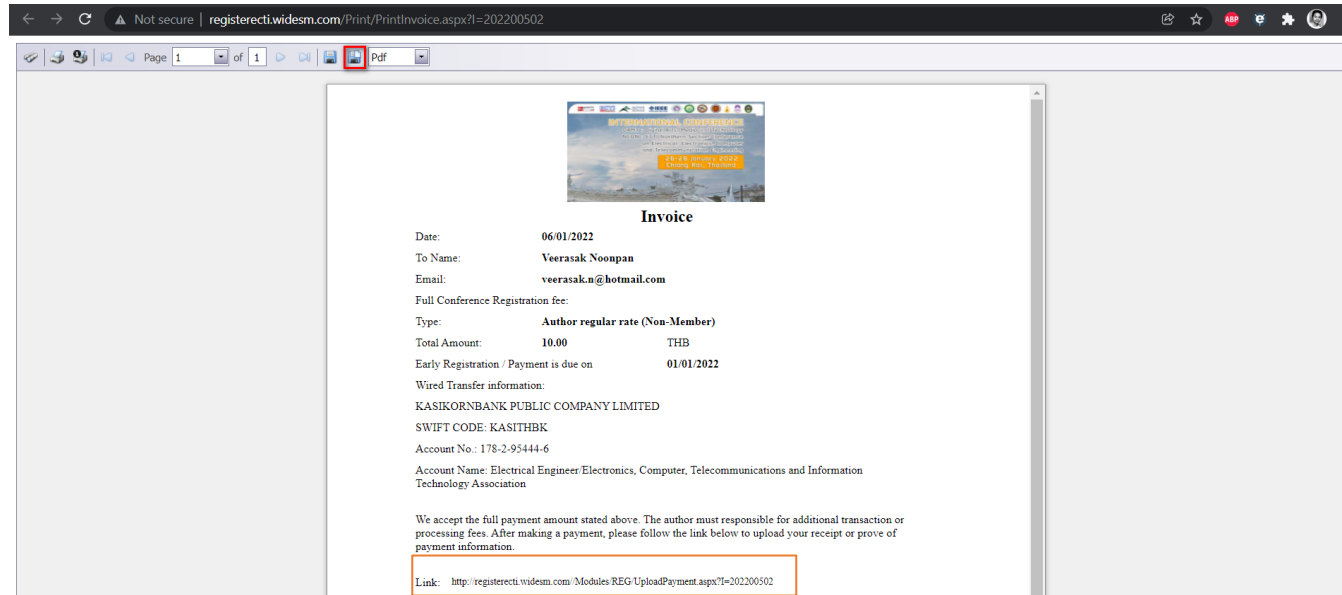
"Please do not close your browser or click BACK button"

This page should automatically redirect to merchant's website in a moment...
If it takes longer, please click the button below

GO BACK TO MERCHANT WEBSITE

Author User – Payment by wired transfer

1. Select payment method to “Wired transfer” and click “Print Invoice”



2. Process payment use wired transfer information and use link URL to upload back wired transfer receipt/slip

The screenshot shows the "Upload Payment" form with the following fields and values:

- Paper Information:**
 - Paper Id:** 999
 - Paper Title:** test registration
- Author/Presenter Name:** veerasak noonpan
- Email:** veerasak.n@hotmail.com
- Payment Information:**
 - Author Type:** Author regular rate (IEEE/ECTI member any types)
 - Membership Type:** MEMBER
 - Total Payment (THB):** 10500.00
- Payment Method:** Wired Transfer
- Hint:** Accept only image file (.jpg, .jpeg, .gif, .png) max size 200KB
- Upload Payment:** 12839.jpg [Browse...]

An "Upload Payment" button is located at the bottom of the form.

Author User – check paper/payment status

1. Go to URL: <https://registerecti.widesm.com> and login with registration information

Not secure | registerecti.widesm.com/Account/Login.aspx?ReturnUrl=http%3a%2f%2fregisterecti.widesm.com%2fDefault.aspx%3fMODULE%3dPLT

Login

Login Name:

Password:

For Author: Login with PaperId, password =Author's Email

2022 © WIDESM

2. For author use paperid as login , email as password
For non-author use email as login , email as password

Not secure | registerecti.widesm.com/Default.aspx?MODULE=PLT

901

Dashboard

My Paper List

My Paper/Participant List

| # | # | Conference Title | Author Type | Paper Id/Participant | Paper Title | Author/Participant Name | Email | Phone | Payment Type | Payment Status | Receipt Address | Updated Date |
|---|---|-----------------------|-------------|----------------------|---------------------------|-------------------------|------------------------|-------|----------------|----------------|-----------------|--------------|
| | | ECTI DAMT & NCON 2022 | Regular-1 | 901 | Test Paper for Payment 01 | Veerasak Noonpan | veerasak.n@hotmail.com | | Online Payment | Paid/Upload | | 1/6/2022 |

2022 © WIDESM